

Data sources on measuring asset ownership Republic of Moldova



Nadejda Cojocari & Svetlana Furtuna
National Bureau of Statistics, Republic of Moldova

Content

Data sources:



i) Exhaustive sources:

1) Agricultural census

2) Population and Housing Census

ii) Household Surveys

iii) Administrative Sources

1) Agricultural census

➤ First General Agricultural Census – 2011

➤ Available information:
Heads of agricultural lands by sex, age, education, time worked, employees, surface and access to resources.

No data about ownership.

Main results:

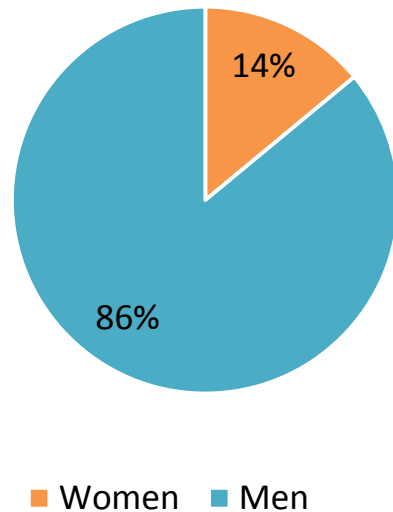
- 902,2 thous. agricultural holdings,
- 63,7% - male headed, 36,3% - female headed.

29.1. Conducătorul și alți membri ai exploatației agricole (persoane care participă în activitățile agricole, altele decât cele salariate)^{1;2}

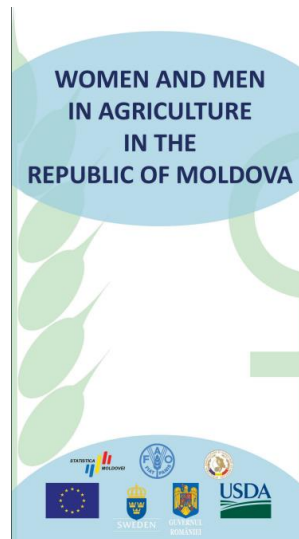
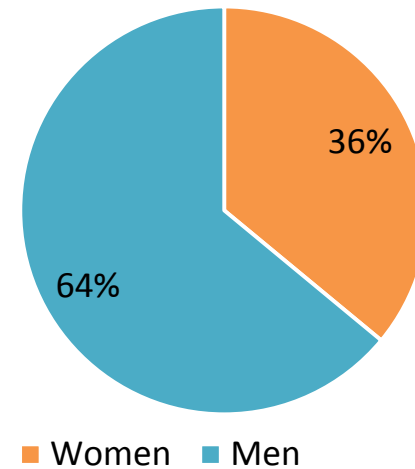
Cod	Persoanele care lucrează în gospodăria agricolă		Conducătorul/ capul exploatației agricole	Alți membri							
				1	2	3	4	5	6	7	8
A	B										
01	Statutul conducătorului/membrilor exploatației	conducătorul/capul exploatației (1), soția(ul) conducătorului/capului exploatației (2), alte rude (3), alte persoane neînrudite (4)	<input type="checkbox"/>	<input type="checkbox"/>	<input type="checkbox"/>	<input type="checkbox"/>	<input type="checkbox"/>	<input type="checkbox"/>	<input type="checkbox"/>	<input type="checkbox"/>	<input type="checkbox"/>
02	Sexul	masculin (1), feminin (2)	<input type="checkbox"/>	<input type="checkbox"/>	<input type="checkbox"/>	<input type="checkbox"/>	<input type="checkbox"/>	<input type="checkbox"/>	<input type="checkbox"/>	<input type="checkbox"/>	<input type="checkbox"/>
03	Vîrsta (ani)	15-24 (1), 25-34 (2), 35-44 (3), 45-54 (4), 55-64 (5), 65- ... (6)	<input type="checkbox"/>	<input type="checkbox"/>	<input type="checkbox"/>	<input type="checkbox"/>	<input type="checkbox"/>	<input type="checkbox"/>	<input type="checkbox"/>	<input type="checkbox"/>	<input type="checkbox"/>
04	Alte activități economice aducătoare de venituri ¹	nu practică (1), activități neagricole, care sunt legate direct de exploatația agricolă (2), activități care nu sunt legate direct de exploatația agricolă (3)	<input type="checkbox"/>	<input type="checkbox"/>	<input type="checkbox"/>	<input type="checkbox"/>	<input type="checkbox"/>	<input type="checkbox"/>	<input type="checkbox"/>	<input type="checkbox"/>	<input type="checkbox"/>
05	Lunile lucrate în exploatație pentru activități agricole	1-3 luni (1), 4-6 luni (2), 7-9 luni (3), 10-12 luni (4)	<input type="checkbox"/>	<input type="checkbox"/>	<input type="checkbox"/>	<input type="checkbox"/>	<input type="checkbox"/>	<input type="checkbox"/>	<input type="checkbox"/>	<input type="checkbox"/>	<input type="checkbox"/>
06	Timpul lucrat pe parcursul unei zile	pînă la 4 ore/zi (1); 4 pînă la 8 ore/zi (2); ziua completă (8 ore pe zi) (3)	<input type="checkbox"/>	<input type="checkbox"/>	<input type="checkbox"/>	<input type="checkbox"/>	<input type="checkbox"/>	<input type="checkbox"/>	<input type="checkbox"/>	<input type="checkbox"/>	<input type="checkbox"/>
07	Experiență practică în domeniul agriculturii	pînă la 5 ani (1), 5-10 ani (2), 10 și mai mulți ani (3)	<input type="checkbox"/>	X							
08	Ultimul nivel de educație în domeniul agriculturii	Fără studii (1), Studii profesionale (2), Studii medii speciale (3), Studii superioare (4)	<input type="checkbox"/>	X							
09	A participat conducătorul la instruire profesională în domeniul agricol?	Da (1), Nu (2)	<input type="checkbox"/>	X							

1) Agricultural census

Share of male and female headed holdings, **legal entities**

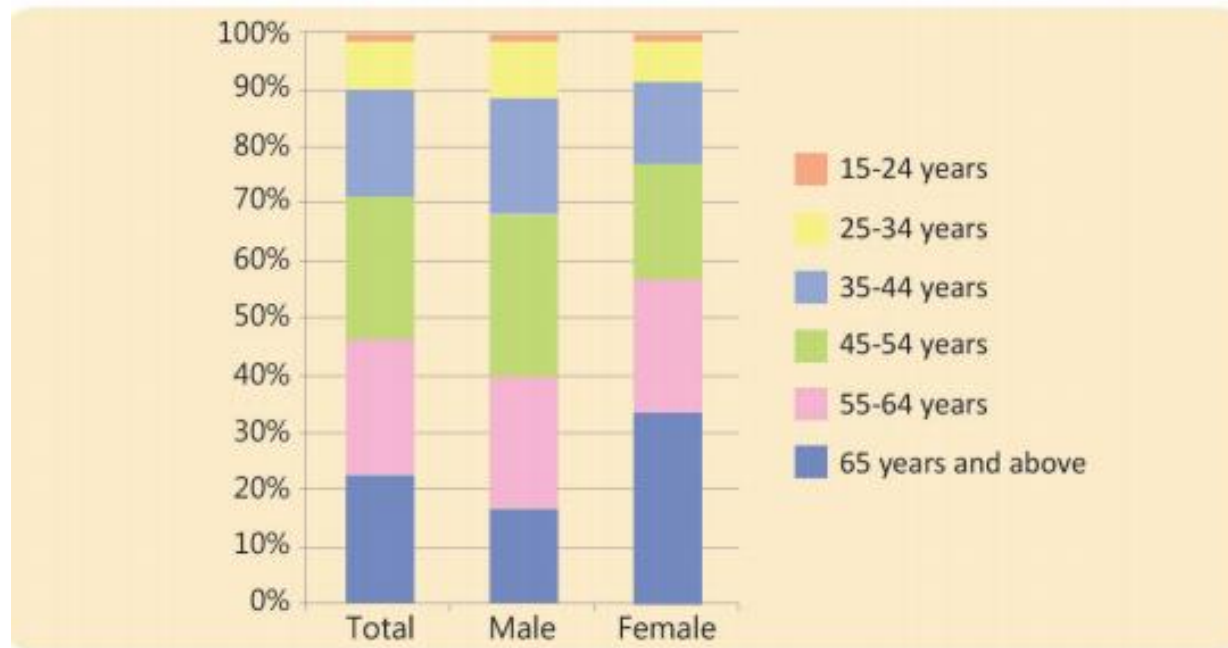


Share of male and female headed holdings, **physical persons**



1) Agricultural census

CHART 3 - Age composition of male and female agricultural holders - by age groups as respective share of total, female and male holders



*****The number of male holders is highest in the age group of 45-54 years, while that of female in the group 65 years and over.**

2) Population and Housing Census 2014 - alternative source

- Question on legal dwelling's ownership BUT not about owner.
- 98% of dwellings are private by individuals

Total, thous.	1 236,6
Private, private individuals	1 220,9
Private, legal entities	2,6
Public (state / municipal)	9,0
Other type of ownership	4,1

ii) Household Surveys

Data source	Advantages	Disadvantages
Household Budget Survey	Information on land, dwellings, durable goods at household level Household roster	Mainly household level Proxy interview
Labor Force Survey	Individual level All persons aged 15+	Proxy interview No data on assets ownership
Agricultural survey	Data on agricultural lands	BUT no data about household composition

ii) Household Surveys

perception of intra-household roles

*** Moldova has some experience in testing questions about decision on leading of family business/income in household within ILO LFS pilot survey

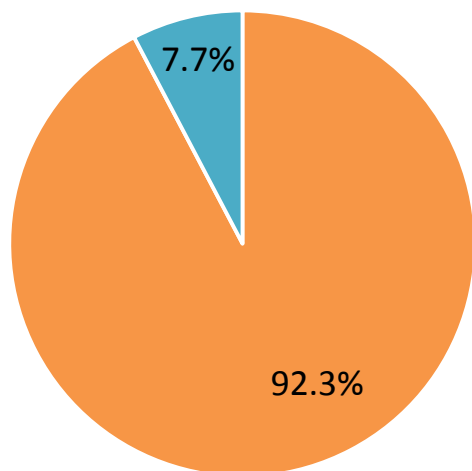
Question 1: Who usually decides how to lead this family business?

Question 2: Who usually decides how to use the income acquired from this business?

Main findings:

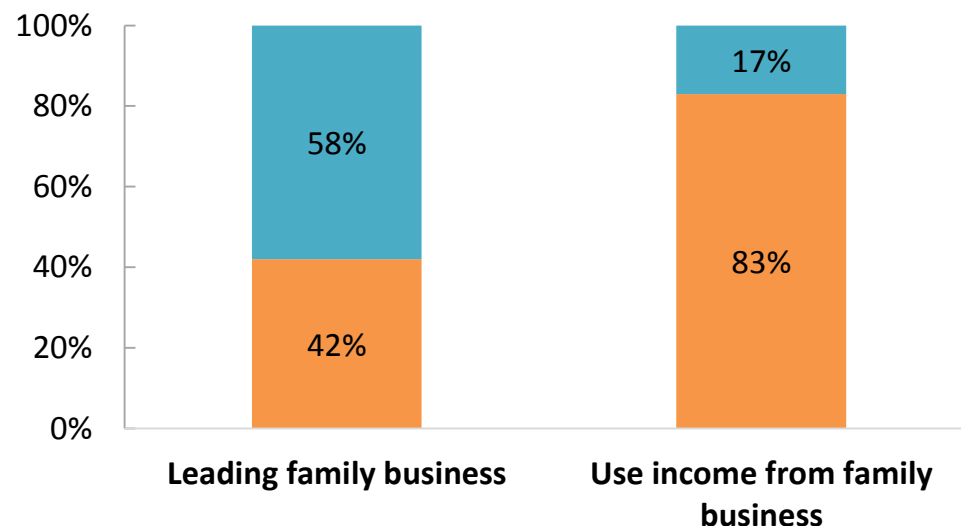
- Women prevail among contributing family workers
- Women participate more in decision making related to income acquired from family business and less in leading family business

Share of contributing family workers by sex



Women Men

Share of women participating in intra household decision making



Together with family Another member of family

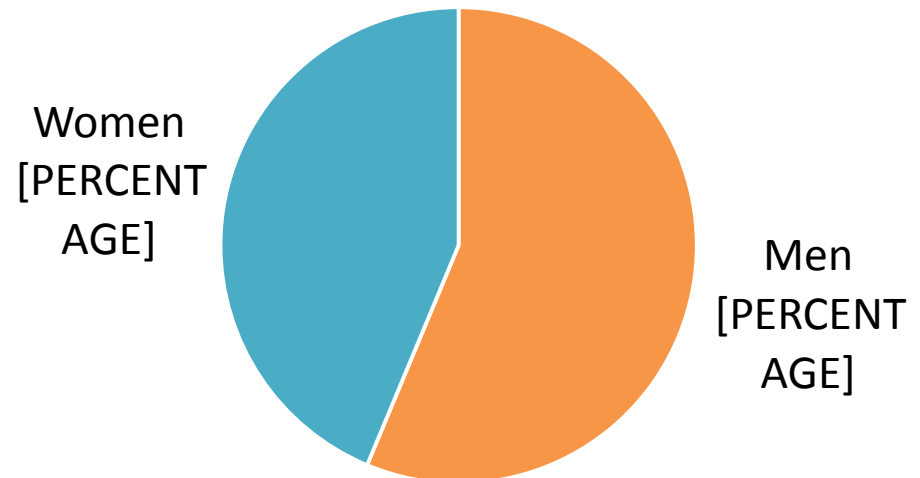
ii) Household budget survey - dwelling

Chapter nr.1 Household Dwelling

To be filled in during the second visit

1. Dwelling ownership type	
State.....	1
Departmental.....	2
Cooperative.....	3
Privately owned.....	4
Rents privately.....	5
Other.....	6

Share of privately owned dwelling by sex of household's head

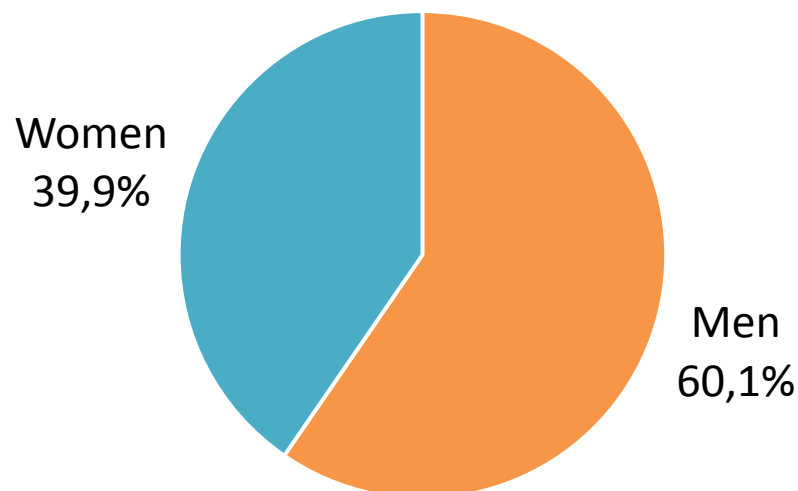


ii) Household budget survey - land

Chapter nr.2 Land, Equipment, Tools for Agricultural Activity and Domestic Animals

2.	Indicate the type of the plot	Total surface, sq. m.	
			processed by the household
1	Near house plot (including fields located outside the village)		
2	Farm plots ("big share", "small share")		
3	Cottage plots, garden plots etc.		

Share of agricultural land by sex of household's head



ii) Household budget survey - assets value

- **Dwelling value:** based on declaration of household member.
- **Durable goods value (18 goods):** based on declaration of household member.

The aim of this question: estimation of imputed rent as part of consumption expenditure aggregate for welfare analysis (not used at the moment).

Challenges:

- ❖ 98% of the dwellings are private property and there are some constrains particularly in rural area, given that the housing rental market is almost inexistent and estimates are very arbitrary.

Value of dwelling's rent: 16% missing values in Rural area

- ❖ Some population group, such as old people may face some difficulties to estimate the value of durable goods.

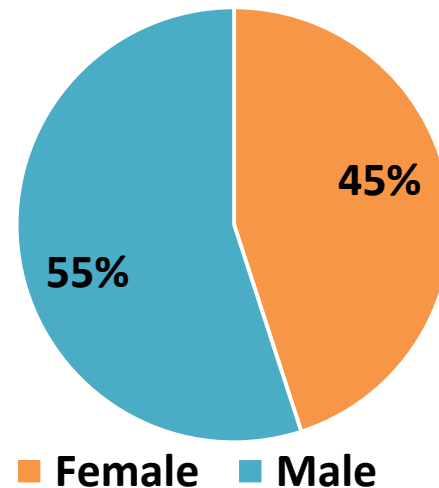
iii) Administrative data source- Cadastral Office

- **Cadastre of real estate:** owners of real estate + property rights owners

Real estate: lands, buildings, apartments and other isolated rooms

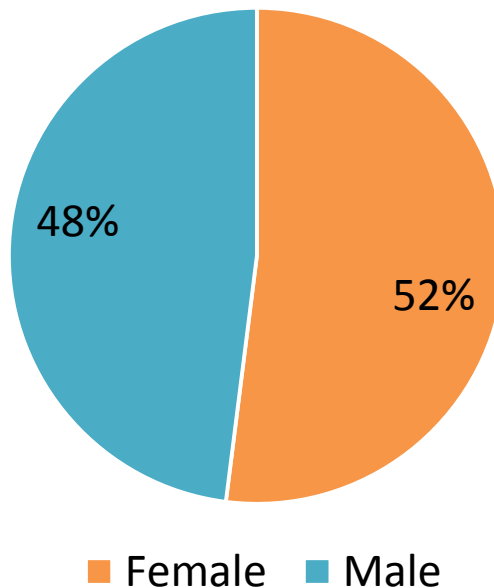
- **Land cadaster:** data on rights holders/ landowners

Share of rights holders of real estate by sex



iii) Administrative Source – banking sector

Distribution of bank loans by sex



**Same share for cardholders and current account holders

The difference is:

*****Women** take loans mainly for **consumer needs**, BUT **men** for **dwelling acquirement** and **investment**

СПАСИБО ЗА ВНИМАНИЕ!!!
THANK YOU!!!
გმადლობთ!!!



www.statistica.md

